

# GPRS/EDGE router ER75i v2

› Producer website  
[www.conel.cz](http://www.conel.cz)



## TYPICAL APPLICATIONS

### Industry & IT

- › Remote machine service & control
- › LAN and PC connection
- › PLC wireless connection, meter connection
- › SCADA connection

### Transport

- › Trucks/containers
- › Trains, river boats, taxi cars

### Mobile applications

- › Traffic/security cameras
- › Kiosks, ATM, ticketing machines
- › Meteorology/seismology

### Energy

- › Wind power stations, solar panels
- › Gas distribution systems
- › Water distribution systems

Selected case studies see at  
<http://www.conel.cz>

## Take advantage of fully modular concept

Buy exactly what you need

### Metallic housing



### Plastic housing



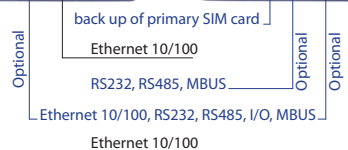

### version Basic

- 1 x SIM card holder
- 1 x optional port



### version Full

- 2 x SIM card holder
- 2 x optional port



Optional port is delivered on request of customer – it is left blank (connector only) or equipped by one of the interfaces marked above.

GPRS/EDGE router ER75i v2 interconnects large variety of equipment into Internet or Intranet – computers, controlling systems (PLC), ticketing machines, kiosks, wind or solar power stations etc.

GPRS/EDGE router ER75i v2 enables transfer of your datas at maximum speed rate 236,8 kb/s for downlink and 85,6 kb/s for uplink. This is an effective speed for example for PLC interconnection with SCADA system, connection of various meters (water, electricity, temperature etc.) or data transfer from parking machines or various kinds of kiosks.

The main benefit is price/performance ratio in applications where lower communication speed offered by GPRS/EDGE technology is acceptable. Router is designed to work reliably in the professional applications requesting high data security and availability nearly anywhere around the globe thanks to common GPRS technology.

for devices with interface

ethernet  
USB • RS232 • RS485 • MBUS • I/O

## Networking

- DHCP – automatic IP addressing in LAN network
- NAT/PAT – IP address and ports translation between inside/outside network
- VRRP – virtual backup router function
- DynDNS client – access to the router with a dynamic IP address
- Dial-in – the ability to communicate over dial CSD call
- PPPoE Bridge – PPP frames encapsulation inside ETH frames

## VPN tunnelling

- IPsec, OpenVPN, L2TP – secure encrypted tunnels
- GRE tunnel – simple tunnel without security measures

## Configuration and diagnostics

- HTTP server – configuration via web server
- Telnet – configuration and access to the file system
- SNMP – router diagnostics, communication with I/O and M-BUS
- GPRS/EDGE state signalization by LED
- On-line info on GSM signal status (level, cell, neighbours)
- SMS info – power on, GPRS connection or disconnection
- SMS control – on/off GPRS connection, switch SIM, I/O etc.
- Transferred data counting, one more APN as backup
- Remote router group configuration change, switching among configuration profiles
- SSH – encrypted configuration and access to the file system

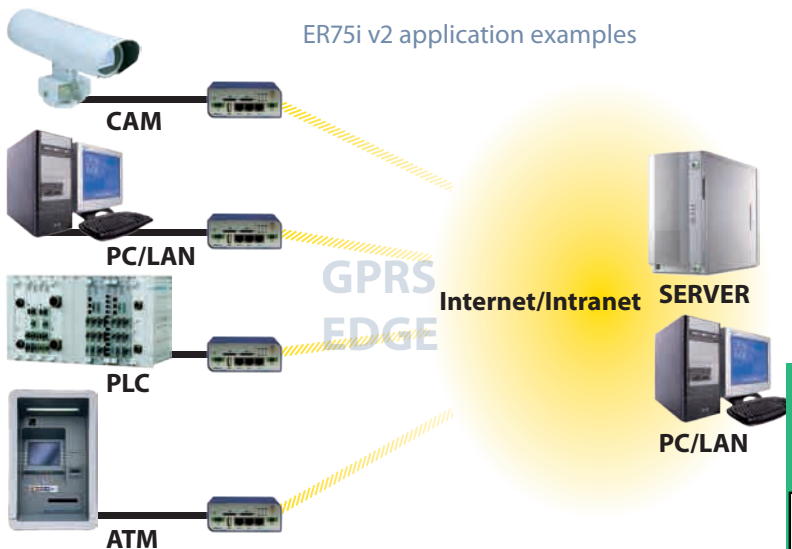
## Other functions and features

- Linux based, possibility to program your own application
- NTP client, NTP Server – time synchronization
- SMS communication – AT commands on RS232, Ethernet and I/O
- M-RAM memory inside – router statistic's saving into memory

## Extensions

- 2 × optional port: Port 1 and Port 2
- Port 1: Ethernet 10/100, RS232, RS485/RS422, M-BUS Master or CNT (I/O) - 2 × binary input, 2 × counter / binary input, 2 × analog input, 1 × binary output)
- Port 2: RS232, RS485/RS422, M-BUS Master
- Optional ports delivered on request of customer
- 1 × SIM card holder
- Metallic or plastic cover
- R-SeeNet – monitoring and management SW for routers

ER75i v2 application examples



Version standard - plastic housing




Version SL - metal housing

### ER75i v2 communication parameters

Frequency bands	• Quad-Band 850/900/1800/1900 MHz
GPRS/EDGE	max. download 236,8 kb/s max. upload 85,6 kb/s

### General overview

Temperature range	from -30 °C to +60 °C
Power supply	10 V to 30 V DC
User interface	1 × Ethernet (10/100 Mbit/s) 1 × USB 2.0 type A Host 1 × I/O (binary input/output) 2 × Optional port – on request of customer one of the following interfaces: Port 1: • Ethernet 10/100 • RS232 • RS485/RS422 • M-BUS • inputs/outputs (I/O) Port 2: • RS232 • RS485/RS422 • M-BUS
Dimensions	42×76×113 mm (DIN rail 35 mm)
Weight	150 g
Antena connector	SMA – 50 Ohm
Standards	comply CE EN 301 511, v9.0.2 EN 301 908-1&2, v3.2.1 ETSI EN 301 489-1 V1.8.1 EN 60950-1:06 ed. 2 + A11:09



### LUCOM GmbH

Ansbacher Straße 2a  
D 90513 Zirndorf  
Tel. +49 (0) 9127 / 59 460 - 10  
Fax. +49 (0) 9127 / 59 460 - 20  
E-Mail: info@lucom.de  
<http://www.lucom.de>